

Solid Air Climate Solutions casing leakage test sheet According to standard NEN-EN 15727-2010

Date:	1/20/2025	Test reference number:	25-03-01
Exp. Date:	1/20/2028	Tested by:	GV
Place:	Solid Air Climate Solutions B.V.	Witness by:	HV

Model (Name/Type): **Naverwarmer AC2RRR-25-01 125** Result: **ATC2 (D)**

Measurement conditions <input type="checkbox"/>	
Air temperature (C°)	18
Atmospheric pressure (hPa)	1020
Correction factor	1.000
Case Width (m)	0.25
Case height (m)	0.16
Case Length (m)	0.4
Duct surface (real) (m ²)	0.33
Duct surface (virtual) (m ²)*	0.82
<small>* Case length 1m is used in calculations when real Case length <1m (As specified by LUKA)</small>	



SOLID AIR
CLIMATE SOLUTIONS

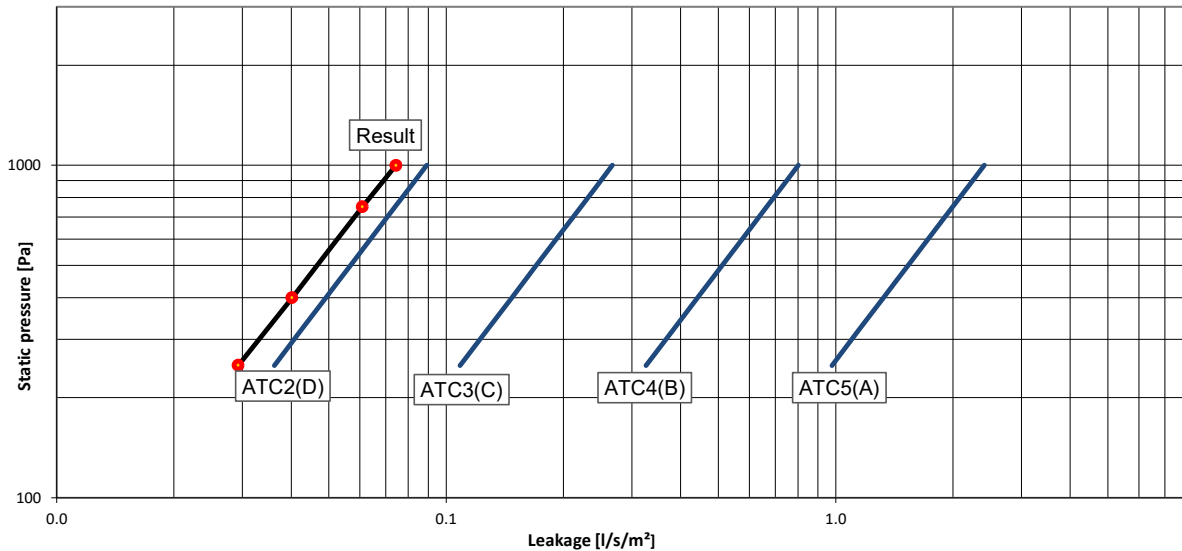
Scheepswervenweg 1
9608 PD Westerbroek
Tel: +31 598 36 12 21
www.solid-air.com

Measurement equipment	
Brand	Lindab
Air leakage tester type	LT 600
Serial No.	662
Adapter (- / 0,3 / 3,0)	0,3 / 3,0

Test duration 60 sec.		
Visual deformation?	N	
Max. test pressure	1000	Pa
TÜV certificate	P-97/52-30	

Reading	Static	Measured	Corrected	Leakage	NEN-EN 15727-2010			
	Pressure	Leakage	Leakage	Duct surface	ATC5 (A)	ATC4 (B)	ATC3 (C)	ATC2 (D)
	(Pa)	(l/s)	(l/s)	(l/s/m ²)	(l/s/m ²)	(l/s/m ²)	(l/s/m ²)	(l/s/m ²)
1	250	0.024	0.024	0.029	0.98	0.33	0.11	0.04
2	400	0.033	0.033	0.040	1.33	0.44	0.15	0.05
3	750	0.050	0.050	0.061	2.00	0.67	0.22	0.07
4	1000	0.061	0.061	0.074	2.41	0.80	0.27	0.09

Classification of casing leakage



* Classification result is the same for all models as tested model, unless indicated otherwise.

Approved and certified by



Solid Air Climate Solutions casing leakage test sheet According to standard NEN-EN 15727-2010

Date:	1/20/2025	Test reference number:	25-03-02
Exp. Date:	1/20/2028	Tested by:	GV
Place:	Solid Air Climate Solutions B.V.	Witness by:	HV

Model (Name/Type): **Naverwarmer AC2RRR-25-01 160** Result: **ATC2 (D)**

Measurement conditions <input type="checkbox"/>	
Air temperature (C°)	18
Atmospheric pressure (hPa)	1020
Correction factor	1.000
Case Width (m)	0.3
Case height (m)	0.21
Case Length (m)	0.4
Duct surface (real) (m ²)	0.41
Duct surface (virtual) (m ²)*	1.02
<small>* Case length 1m is used in calculations when real Case length <1m (As specified by LUKA)</small>	



Solid Air
CLIMATE SOLUTIONS

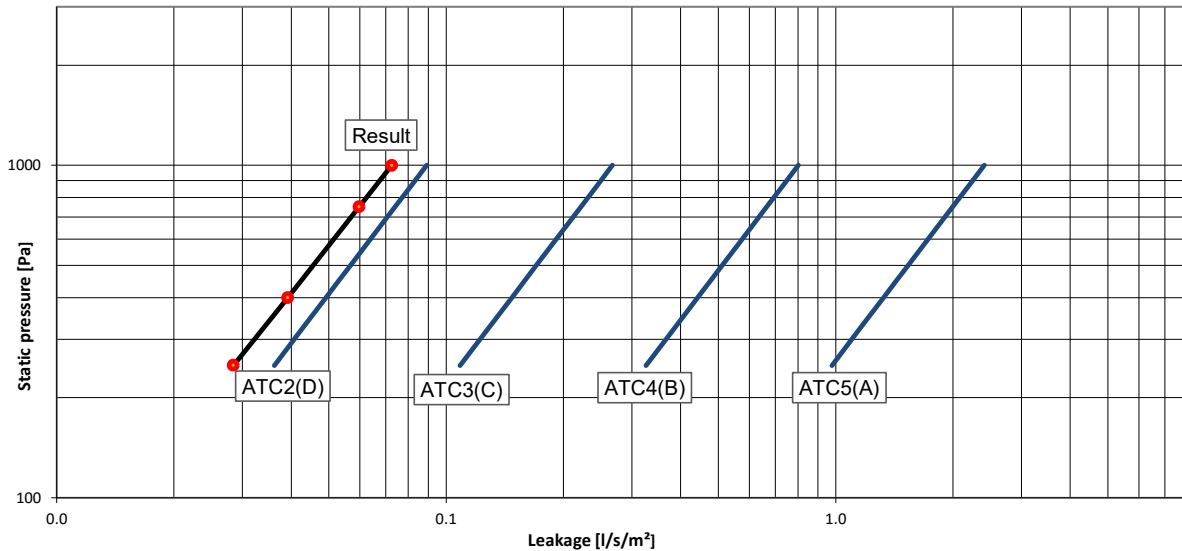
Scheepswervenweg 1
9608 PD Westerbroek
Tel: +31 598 36 12 21
www.solid-air.com

Measurement equipment	
Brand	Lindab
Air leakage tester type	LT 600
Serial No.	662
Adapter (- / 0,3 / 3,0)	0,3 / 3,0

Test duration 60 sec.		
Visual deformation?	N	
Max. test pressure	1000	Pa
TÜV certificate	P-97/52-30	

Reading	Static	Measured	Corrected	Leakage	NEN-EN 15727-2010			
	Pressure	Leakage	Leakage	Duct surface	ATC5 (A)	ATC4 (B)	ATC3 (C)	ATC2 (D)
	(Pa)	(l/s)	(l/s)	(l/s/m ²)	(l/s/m ²)	(l/s/m ²)	(l/s/m ²)	(l/s/m ²)
1	250	0.029	0.029	0.028	0.98	0.33	0.11	0.04
2	400	0.040	0.040	0.039	1.33	0.44	0.15	0.05
3	750	0.061	0.061	0.060	2.00	0.67	0.22	0.07
4	1000	0.074	0.074	0.073	2.41	0.80	0.27	0.09

Classification of casing leakage



* Classification result is the same for all models as tested model, unless indicated otherwise.

Approved and certified by



Solid Air Climate Solutions casing leakage test sheet According to standard NEN-EN 15727-2010

Date:	1/20/2025	Test reference number:	25-03-03
Exp. Date:	1/20/2028	Tested by:	GV
Place:	Solid Air Climate Solutions B.V.	Witness by:	HV

Model (Name/Type): **Naverwarmer AC2RRR-25-02 200** Result: **ATC2 (D)**

Measurement conditions <input type="checkbox"/>	
Air temperature (C°)	19
Atmospheric pressure (hPa)	1020
Correction factor	1.000
Case Width (m)	0.35
Case height (m)	0.255
Case Length (m)	0.4
Duct surface (real) (m ²)	0.48
Duct surface (virtual) (m ²)*	1.21
<small>* Case length 1m is used in calculations when real Case length <1m (As specified by LUKA)</small>	



Solid Air
CLIMATE SOLUTIONS

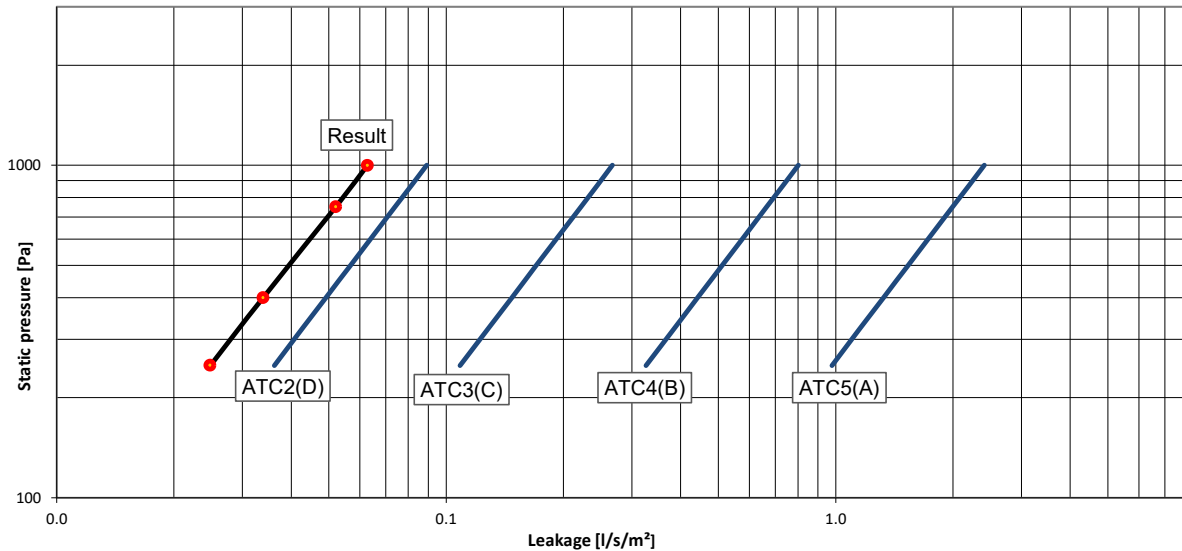
Scheepswervenweg 1
9608 PD Westerbroek
Tel: +31 598 36 12 21
www.solid-air.com

Measurement equipment	
Brand	Lindab
Air leakage tester type	LT 600
Serial No.	662
Adapter (- / 0,3 / 3,0)	0,3 / 3,0

Test duration 60 sec.		
Visual deformation?	N	
Max. test pressure	1000	Pa
TÜV certificate	P-97/52-30	

Reading	Static Pressure (Pa)	Measured Leakage (l/s)	Corrected Leakage (l/s)	Leakage Duct surface (l/s/m ²)	NEN-EN 15727-2010			
					ATC5 (A)	ATC4 (B)	ATC3 (C)	ATC2 (D)
					(l/s/m ²)	(l/s/m ²)	(l/s/m ²)	(l/s/m ²)
1	250	0.030	0.030	0.025	0.98	0.33	0.11	0.04
2	400	0.041	0.041	0.034	1.33	0.44	0.15	0.05
3	750	0.063	0.063	0.052	2.00	0.67	0.22	0.07
4	1000	0.076	0.076	0.063	2.41	0.80	0.27	0.09

Classification of casing leakage



* Classification result is the same for all models as tested model, unless indicated otherwise.

Approved and certified by



Solid Air Climate Solutions casing leakage test sheet

According to standard NEN-EN 15727-2010

Date:	1/21/2025	Test reference number:	25-03-04
Exp. Date:	1/21/2028	Tested by:	GV
Place:	Solid Air Climate Solutions B.V.	Witness by:	HV

Model (Name/Type): **Naverwarmer AC2RRR-25-02 250** Result: **ATC2 (D)**

Measurement conditions <input type="checkbox"/>	
Air temperature (C°)	19
Atmospheric pressure (hPa)	1016
Correction factor	1.000
Case Width (m)	0.4
Case height (m)	0.31
Case Length (m)	0.4
Duct surface (real) (m ²)	0.57
Duct surface (virtual) (m ²)*	1.42
<small>* Case length 1m is used in calculations when real Case length <1m (As specified by LUKA)</small>	



SOLID AIR
CLIMATE SOLUTIONS

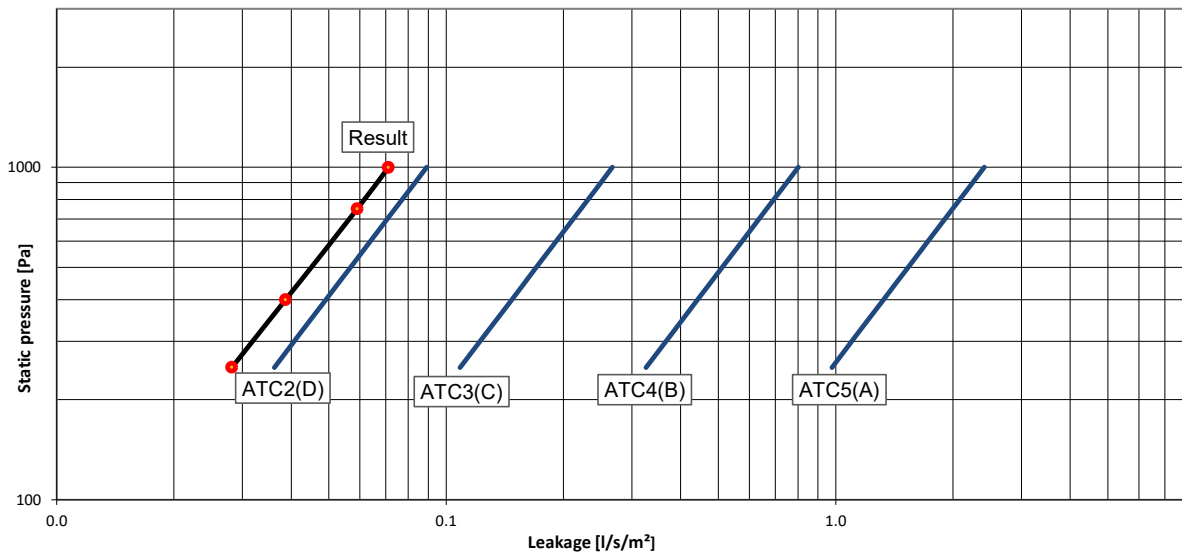
Scheepswervenweg 1
9608 PD Westerbroek
Tel: +31 598 36 12 21
www.solid-air.com

Measurement equipment	
Brand	Lindab
Air leakage tester type	LT 600
Serial No.	662
Adapter (- / 0,3 / 3,0)	0,3 / 3,0

Test duration 60 sec.		
Visual deformation?	N	
Max. test pressure	1000	Pa
TÜV certificate	P-97/52-30	

Reading					NEN-EN 15727-2010			
	Static Pressure	Measured Leakage	Corrected Leakage	Leakage Duct surface	ATC5 (A)	ATC4 (B)	ATC3 (C)	ATC2 (D)
	(Pa)	(l/s)	(l/s)	(l/s/m ²)	(l/s/m ²)	(l/s/m ²)	(l/s/m ²)	(l/s/m ²)
1	250	0.040	0.040	0.028	0.98	0.33	0.11	0.04
2	400	0.055	0.055	0.039	1.33	0.44	0.15	0.05
3	750	0.084	0.084	0.059	2.00	0.67	0.22	0.07
4	1000	0.101	0.101	0.071	2.41	0.80	0.27	0.09

Classification of casing leakage



* Classification result is the same for all models as tested model, unless indicated otherwise.

Approved and certified by



Solid Air Climate Solutions casing leakage test sheet According to standard NEN-EN 15727-2010

Date:	1/21/2025	Test reference number:	25-03-05
Exp. Date:	1/21/2028	Tested by:	GV
Place:	Solid Air Climate Solutions B.V.	Witness by:	HV

Model (Name/Type): **Naverwarmer AC2RRR-25-03 315** Result: **ATC2 (D)**

Measurement conditions <input type="checkbox"/>	
Air temperature (C°)	19
Atmospheric pressure (hPa)	1016
Correction factor	1.000
Case Width (m)	0.5
Case height (m)	0.41
Case Length (m)	0.4
Duct surface (real) (m ²)	0.73
Duct surface (virtual) (m ²)*	1.82
* Case length 1m is used in calculations when real Case length <1m (As specified by LUKA)	



SOLID AIR
CLIMATE SOLUTIONS

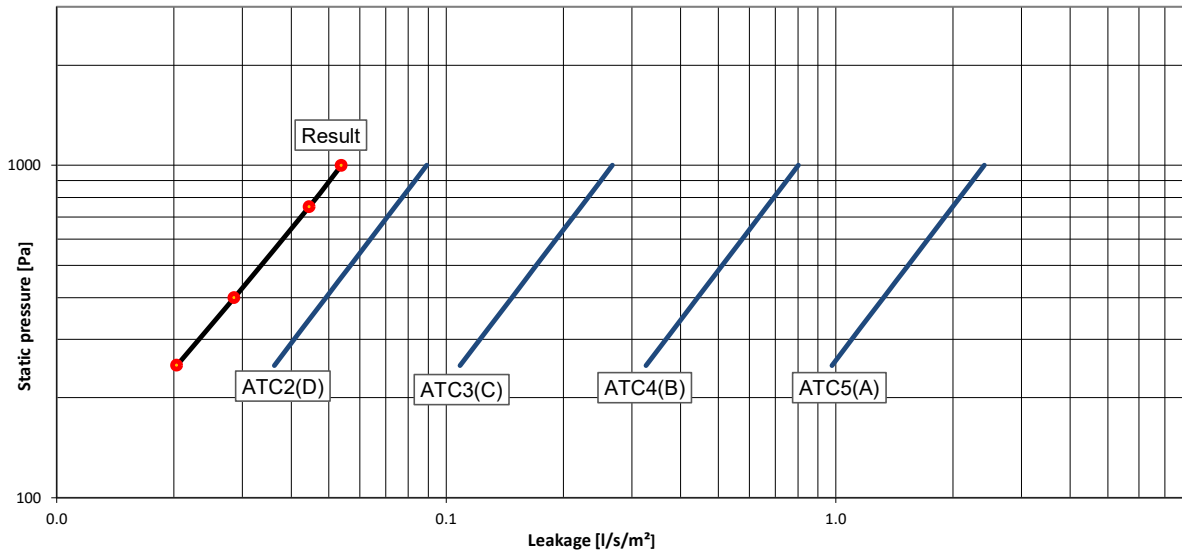
Scheepswervenweg 1
9608 PD Westerbroek
Tel: +31 598 36 12 21
www.solid-air.com

Measurement equipment	
Brand	Lindab
Air leakage tester type	LT 600
Serial No.	662
Adapter (- / 0,3 / 3,0)	0,3 / 3,0

Test duration 60 sec.		
Visual deformation?	N	
Max. test pressure	1000	Pa
TÜV certificate	P-97/52-30	

Reading	Static Pressure (Pa)	Measured Leakage (l/s)	Corrected Leakage (l/s)	Leakage Duct surface (l/s/m ²)	NEN-EN 15727-2010			
					ATC5 (A)	ATC4 (B)	ATC3 (C)	ATC2 (D)
					(l/s/m ²)	(l/s/m ²)	(l/s/m ²)	(l/s/m ²)
1	250	0.037	0.037	0.020	0.98	0.33	0.11	0.04
2	400	0.052	0.052	0.029	1.33	0.44	0.15	0.05
3	750	0.081	0.081	0.045	2.00	0.67	0.22	0.07
4	1000	0.098	0.098	0.054	2.41	0.80	0.27	0.09

Classification of casing leakage



* Classification result is the same for all models as tested model, unless indicated otherwise.

Approved and certified by

